

*"Good design is good business"*

- Thomas J. Watson

# JITNEY<sup>®</sup>

## — FORKLIFTS —

# 5000 - 6600Lbs

JTD25 / JTG25 (2.5Ton/5000Lbs)

JTD30 / JTG30 (3.0Ton/6500Lbs)

### EXPERTISE

Every Jitney Forklift is designed, built and supported by a team of dedicated and knowledgeable professionals, each with their own area of expertise. They all work together to deliver a forklift that is of superior quality both in design and function; Engineers, Product experts, ergonomists, and operators and mechanics all come together for one purpose – to bring our products out.

### EFFICIENCY

Jitney Forklifts are manufactured using Six Sigma methodologies. Essentially, Six Sigma identifies and removes the causes of defects so as to minimize the "variability in manufacturing and business processes"

- Wikipedia: Six sigma

### EXCELLENCE

At Jitney, a commitment to continuous improvement and innovation is a clear indicator of our level of performance and operational excellence. It comes from applying the same patience and diligence to everything we do – from seemingly small tasks to large scale projects and investments, it gives us the shortest path from the factory floor to customers' satisfaction.



## ECONOMY SERIES (DIESEL & GAS)

*Modified with the best components for unsurpassed reliability, by knowledgeable industry Professionals with over 40 years of experience*

Jitney forklifts are built with upgrades compared to major brands in similar market segment. These upgrades are major brand industrial engines, heavy duty overhead guards, tires that last the time, North American hoses and fittings, improved masts, tilt cylinder boots and included fire extinguisher set us apart from the competition. The versatile Diesel & Dual Fuel (LPG/Gas), JTG25/JTD25 (2.5ton/5000 lbs.) and JTD30/JTG30 (3.0ton/6600 lbs.) forklifts with pneumatic tires offer the power, performance and productivity capabilities you need to succeed. For reliable lifting indoors or outdoor on uneven terrain, Jitney's JTD25, JTG25, JTD30 & JTG30 offer outstanding value.

Jitney's quality commitment doesn't end in the design room or on the factory floor. Quality service and maintenance programs are crucial to the long-term performance and ROI of any forklift. All of our Jitney forklifts come with a robust 12 Month 2000 hour Warranty so your accounting department can rest easy in the confident knowledge that Jitney backs what it sells with a solid warranty program for industry or commercial use. For more information and pricing on these and other fine products from Jitney, please contact your local Jitney Forklifts<sup>®</sup> dealer or Account Representative today or call us Toll free at:

**1.844.93TITAN (1.844.938.4826)**

or email us at:

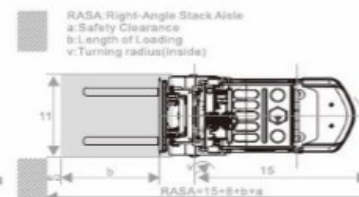
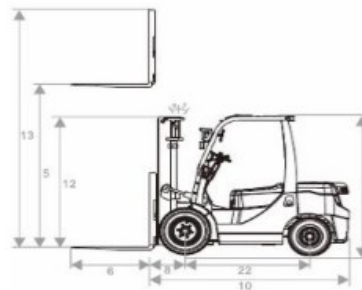
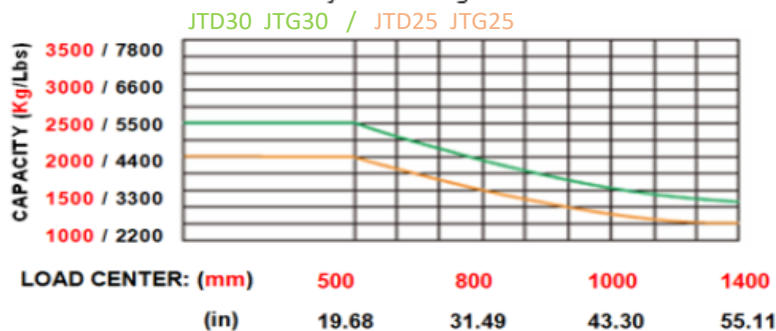
[info@titanlifttrucks.com](mailto:info@titanlifttrucks.com)



All Jitney Products meet and exceed ASME B56-1 and CSA B35 Standards.

General	No.	Model		JTD25	JTD30	JTG25	JTG30			
	1		Power Type		Diesel	Diesel	Gas/LPG	Gas/LPG		
3		Rated Capacity	kg / lbs	2000 / 4409	3000 / 6613	2000 / 4409	3000 / 6613			
3		Load Centre	mm / in	500 / 19.68	500 / 19.68	500 / 19.68	500 / 19.68			
Characteristics & Dimension	4		Lift Height	mm / in	3000 - 4800 118.11 - 188.97	3000 - 4800 118.11 - 188.97	3000 - 4800 118.11 - 188.97	3000 - 4800 118.11 - 188.97		
	5	Fork Size	L x W x T	mm / in	1070 x 120 x 40 42.12 x 4.72 x 1.57	1070 x 120 x 40 42.12 x 4.72 x 1.57	1070 x 120 x 40 42.12 x 4.72 x 1.57	1070 x 120 x 40 42.12 x 4.72 x 1.57		
	6		Mast Tilt Angle F/R	Deg	6°/12°	6°/12°	6°/12°	6°/12°		
	7		Front Overhang (Wheel center to fork face)	mm / in	470 / 18.50	470 / 18.50	470 / 18.50	470 / 18.50		
	8		Ground Clearance (bottom of mast)	mm / in	120 / 4.72	120 / 4.72	120 / 4.72	120 / 4.72		
	9	Overall Dimension	Length to face of fork (without fork)		mm / in	2600 / 102.36	2730 / 107.48	2600 / 102.36	27300 / 107.48	
	10		Overall Width		mm / in	1150 / 45.27	1225 / 48.22	1150 / 45.27	1225 / 48.22	
	11		Mast Lowered Height		mm / in	2055 / 80.90	2055 / 80.90	2055 / 80.90	2055 / 80.90	
	12		Mast Extended Height (with backrest)		mm / in	4860 / 191.33	4860 / 191.33	4860 / 191.33	4860 / 191.33	
	13		Overhead Guard Height		mm / in	2070 / 81.49	2070 / 81.49	2070 / 81.49	2070 / 81.49	
	14		Turning Radius (outside)		mm / in	2310 / 90.94	2310 / 90.94	2310 / 90.94	2310 / 90.94	
	15		Min Insecting Aisle		mm / in	2380 / 93.70	2380 / 93.70	2380 / 93.70	2380 / 93.70	
	Performance	16	Speed	Travel (empty load)		kmh / mph	19 / 11.80	19 / 11.80	19 / 11.80	19 / 11.80
		17		Lifting (full load)		mm/s / in/s	550 / 21.65	550 / 21.65	550 / 21.65	550 / 21.65
		18		Max Gradeability		%	20	20	20	20
Chassis	19	Tire	Front			7.00-12-12 PR	7.00-12-12 PR	7.00-12-12 PR	7.00-12-12 PR	
	20		Rear			6.00-9-10 PR	6.00-9-10 PR	6.00-9-10 PR	6.00-9-10 PR	
	21		Wheelbase		mm/in	1600 / 62.99	1600 / 62.99	1600 / 62.99	1600 / 62.99	
	22		Service Weight		kg / lbs	3560 / 7848	3700 / 8757	3560 / 7848	3700 / 8757	
Power & Transmission	23	Battery	Voltage/Capacity		V/ah	12/800	12/800	12/800	12/800	
	24	Engine	Model			2.4L	2.4L	K21	K25	
	25		Manufacturer			KOHLER*	KOHLER*	Nissan	Nissan	
	26		No. of Cylinder			3	3	4	4	
	27		Fuel Tank Capacity		Litre / Gal	60 / 15.85	60 / 15.85	60 / 15.85	60 / 15.85	
	28	Transmission	Type			Hydraulic	Hydraulic	Hydraulic	Hydraulic	
	29		Speed: FWD/RVS			1 / 1	1 / 1	1 / 1	1 / 1	
	30		Operating pressure for Attachment		Mpa	17.5	17.5	17.5	17.5	

\* subject to change



Proud to be your authorized Jitney Forklift Representative

**ISO9001**  
CERTIFIED

**ASME**  
B56.1-2017

**SGS**  
APPROVED

**JITNEY**<sup>®</sup>  
**-FORKLIFTS-**  
QUALITY • RELIABILITY • STRENGTH

Titan Forklifts (2016) Ltd.  
670 Irwin Street, Chatham, ON. N7M 5J5  
Telephone: 1.519.351.9501  
Tollfree: 1.844.93TITAN (1.844.938.4826)  
Email: info@titanlifttrucks.com

CE  
CERTIFICATION

LIFTING THE FUTURE